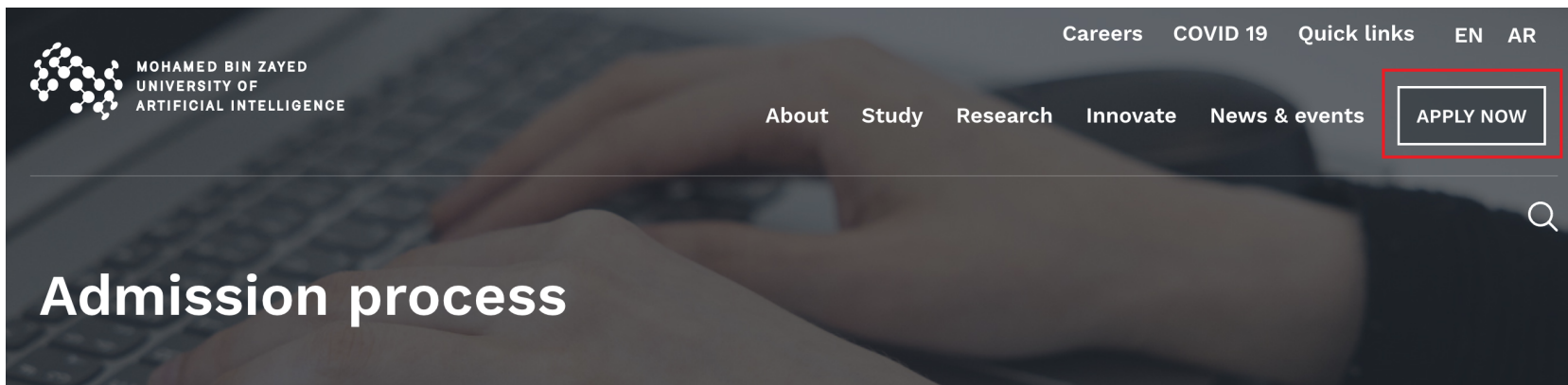


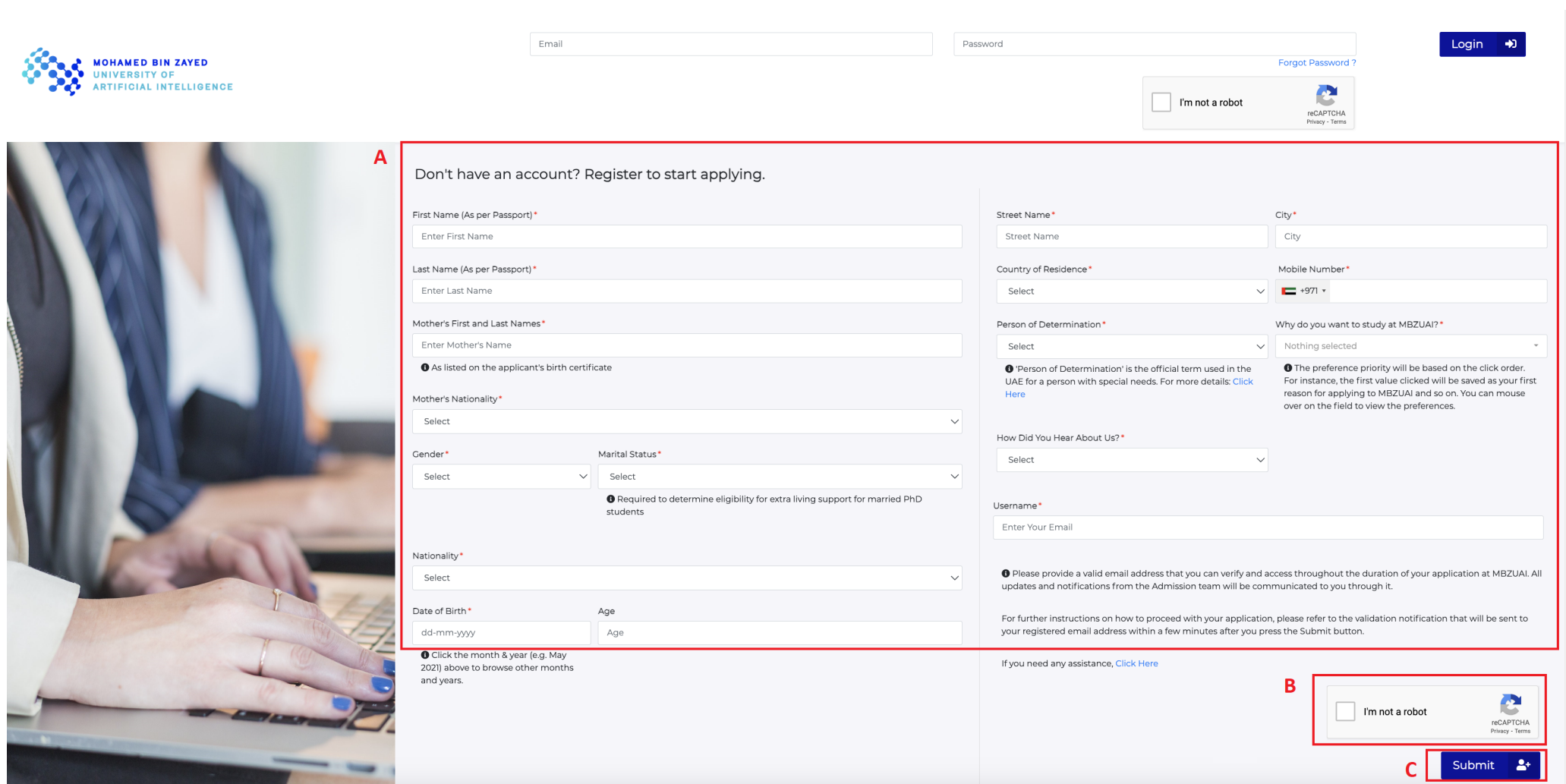
## MBZUAI Application Instructions

### Undergraduate Research Internship Program (UGRIP)

1. Visit the UGRIP page (<https://mbzuai.ac.ae/ugrip/>) to know more about the application dates, program duration, application criteria and documentary requirements.
2. Click the **APPLY NOW** button to go to the online application portal and create an account.



3. To create an account in the online application portal, provide the required information, tick the reCAPTCHA box (I'm not a robot) and click the **Submit** button.



The screenshot shows the registration form on the MBZUAI application portal. A red box labeled 'A' highlights the registration section. The form includes fields for:
 

- Email and Password (with a 'Forgot Password?' link)
- reCAPTCHA 'I'm not a robot' checkbox
- Registration form fields: First Name, Last Name, Mother's Name, Mother's Nationality, Gender, Marital Status, Nationality, Date of Birth, Age, Street Name, City, Country of Residence, Mobile Number, Person of Determination, Why do you want to study at MBZUAI?, How Did You Hear About Us?, and Username.
- A 'Submit' button highlighted with a red box labeled 'C'.
- Another reCAPTCHA 'I'm not a robot' checkbox highlighted with a red box labeled 'B'.

4. A few minutes after the account registration submission, an automated email containing a temporary password and further instructions will be sent to the applicant's registered email address.


**MBZUAI**  
 admission@mbzuai.ac.ae
 Date:  
28-08-2023 12:06:38

Subject: MBZUAI - Application Registration Initiated

Dear Test Account,

Thank you for creating a registration on the MBZUAI online application portal.

Please [login](#) with your registered email address and temporary password (**RP8py968**) and ensure that the reCAPTCHA box (I'm not a robot) has been ticked **before** clicking the 'Login' button.

First time login will require password change wherein the temporary password will serve as the 'Old Password'. Then, a new password, that follows the password requirements, has to be nominated and confirmed.

After the initial password configuration, you will be redirected to the registration page wherein you'll need to re-login with your registered email address and new password. In case of forgotten password for later logins, the 'Forgot Password' link may be utilized.

To initiate the application process, kindly click on the 'Create New Application' button on the online application portal dashboard.

Once you've completed the online application form and uploaded all the requirements, your application will be evaluated thoroughly and you'll be notified of the decision in due course.

Feel free to email us if you need any assistance.

Regards,

Admission Office  
Academic Affairs Department

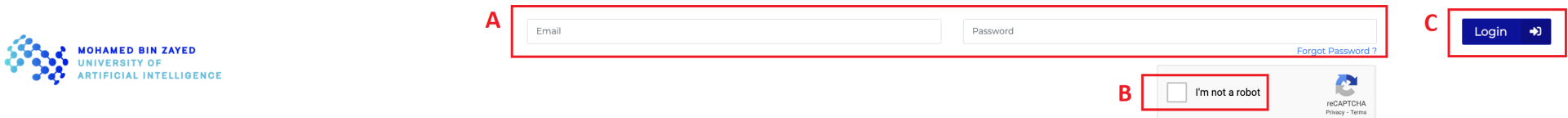
E: [admission@mbzuai.ac.ae](mailto:admission@mbzuai.ac.ae)  
[www.mbzuai.ac.ae](http://www.mbzuai.ac.ae)

Mohamed bin Zayed University of Artificial Intelligence  
Masdar City, Building 1B, 3rd Floor  
Abu Dhabi, UAE

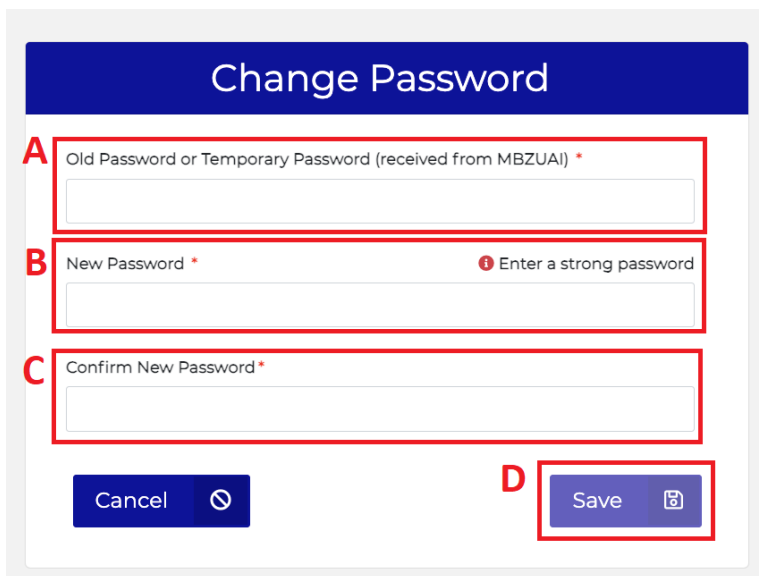


The world's first specialized research-based AI university

5. The temporary password and registered email address will be used for the initial log-in to the account. Ensure that the reCAPTCHA box (I'm not a robot) is always ticked **before** clicking the [Login](#) button.



6. First time logins will require password change. In such cases, the temporary password received from the system will serve as the 'Old Password'. Afterwards, a new password, that follows the password requirements, must be nominated and confirmed.



Password Strength: **Strong**

- ✓ 1 Lowercase & 1 Uppercase
- ✓ 1 Number (0-9)
- ✓ 1 Special Character (!#\$%^&\*).
- ✓ At least 10 Character
- ✓ Do not directly contain the Username as part of the password

7. After initial password configuration, the applicant will be redirected to the registration page wherein he/she will need to login with his/her registered email address and new password.



A

Email  Password  [Forgot Password ?](#)

B  I'm not a robot

C

8. In case of forgotten password for later logins, the [Forgot Password](#) link in the online application registration page may be utilized.

Password

[Forgot Password ?](#)

9. Upon logging in, applicants will be able to view the Dashboard that contains their initiated or submitted application for the active admission cycle as well any other application/s from previous admission cycles. **Each applicant may only apply to one program per admission cycle; multiple submissions will not be considered for evaluation.**

To create a new application, applicants must click the [Create New Application](#) button, select [Undergraduate Research Internship Program \(UGRIP\) Application'](#) as the application type, provide all the needed information and click the [Proceed](#) button.



Welcome Test Account August Twenty Seven One

A

## Dashboard

Welcome to MBZUAI's Online Application Portal.

Once an application is submitted, the applicant will no longer be able to edit it but may still attach additional documents, if requested by the MBZUAI Admission team.

All submitted documents must be in English, originally, or include legal English translations. Additionally, official academic documents should be stamped and signed by the university authorities.

For more information on our admission criteria, offered programs and application deadlines, please visit our website:

- MSc and PhD programs: <https://mbzuai.ac.ae/study/admission-process/>
- Undergraduate Research Internship Program: <https://mbzuai.ac.ae/ugrip/>

To start the application process, click the Create New Application button at the upper right corner of this page.

If you need any assistance or have an inquiry regarding the admission process, email us at [admission@mbzuai.ac.ae](mailto:admission@mbzuai.ac.ae)

## Application Type Preference

### Application Type

B

Application Type\*

C

Current Undergraduate Studies Level\*

## Program Preference

### Program Details

D

Program\*

Program Start Date\*

E

10. In the subsequent tabs of the online application form, applicants would need to input all the required information. It is important to always click the [Save](#), [Continue](#) and/or [Proceed](#) buttons, whenever applicable, to ensure that all information will be saved before going to another section of the online application portal.

Home
Personal Details 
Academic History 
Statement of Purpose 
Document Upload 
Declaration

**Tell Us About Yourself**

#### Personal Details

First Name (As per Passport)\*  
Test Account

Last Name (As per Passport)\*  
August Twenty Eight One

Marital Status  
Divorced  
Required to determine eligibility for extra living support for married PhD students

Mother's First and Last Names\*  
Mothers Name

Mother's Nationality\*  
South Georgia & South Sandwich Islands

Nationality\*  
South Georgia & South Sandwich Islands

Religion\*  
Other

Person of Determination\*  
No  
'Person of Determination' is the official term used in the UAE for a person with special needs. For more details: [Click Here](#)

#### More Details

Country of Birth\*  
South Georgia & South Sandwich Islands

Passport Number\*  
0000000000  
View Passport

Passport Issue Date\*  
17-08-2022  
Click the month & year (e.g. May 2021) above to browse other months and years.

Passport Expiry Date\*  
31-08-2023  
Click the month & year (e.g. May 2021) above to browse other months and years.

#### Contact Details

Email\*  
begohic301@xgh6.com

Mobile Number\*  
+971 12345789

Phone Number 1  
+971

Phone Number 2  
+971

#### Physical Address

Street Name\*  
Street Name

City\*  
City Name

Country of Residence\*  
South Georgia & South Sandwich Islands

#### Additional Information

Why do you want to study at MBZUAI?\*

Student experience on a brand-new campus in an international environment, Innovative gr.

How Did You Hear About Us?\*

Other Ads

The preference priority will be based on the click order. For instance, the first value clicked will be saved as your first reason for applying to MBZUAI and so on. You can mouse over on the field to view the preferences.

Save and Continue >>

Home
Personal Details 
Academic History 
Statement of Purpose 
Document Upload 
Declaration

**Academic History**

Select	Country Where Completed	University Name	Other University Name	Degree Level	Major	Other Major	Cumulative Grade Point Average (CGPA)	Maximum Possible Grade Point Average (GPA)	Enrollment Year	Graduation Month	Graduation Year	Delete
<input type="radio"/>	United States	Carnegie Mellon University		Bachelor	Artificial Intelligence		4.0	4.0	2020	APR	2025	

+ Add

Country Where Completed\*  
Select

University Name\*  
Select  
Please select 'Other' if your university is not available in the list and provide your official university's name in the corresponding field.

Degree Level\*  
Select

Major\*  
Select  
Please select 'Other' if your major is not available in the list and provide it in the corresponding field.

Enrollment Year\*  
[Text Input]

Graduation Month\*  
Select

Graduation Year\*  
[Text Input]

Cumulative Grade Point Average (CGPA)\*  
[Text Input]

Maximum Possible Grade Point Average (GPA)\*  
[Text Input]  
This is the maximum score as per your university's grading scale. For example, if your CGPA is 3.2 out of 4.0, the maximum possible GPA is 4.0. If your final mark was 90%, the maximum possible GPA is 100.

Save

**Math Courses Taken**

Minimum 2 Math courses should be provided. Kindly click on save button and then add the second course details.

Select	Course Type	Course Name	Final Mark	Maximum Possible Mark	Completion Date	Delete
<input type="radio"/>	University	Probability	4.0	4.0	08-08-2023	
<input type="radio"/>	University	Calculus	4.0	4.0	08-08-2023	

+ Add

Course Type\*  
Select

Course Name\*  
[Text Input]

Final Mark\*  
[Text Input]

Maximum Possible Mark\*  
[Text Input]

Completion Date\*  
dd-mm-yyyy

Click the month & year (e.g. May 2021) above to browse other months and years.

Save

## Programming Courses Taken

Select	Course Type	Course Name	Final Mark	Maximum Possible Mark	Completion Date	Delete
<input type="radio"/>	University	Python Programming	4.0	4.0	31-08-2022	

+ Add

Course Type\*  Course Name\*  Final Mark\*  Maximum Possible Mark\*

Completion Date\*

Click the month & year (e.g. May 2021) above to browse other months and years.

Save

## Publications

Publications

Save

## Awards

Awards

Save

	Personal Details	Academic History	Statement of Purpose	Document Upload	Declaration
--	------------------	------------------	----------------------	-----------------	-------------

## Statement of Purpose

Please explain why you would like to pursue your applied program at Mohamed Bin Zayed University of Artificial Intelligence and include the following information:

- Motivation for applying to the university
- Personal and academic background and how it makes you suitable for the program you are applying for
- Experience in completing a diverse range of projects related to artificial intelligence
- Stand-out achievements (e.g., awards, distinction, etc)
- Goals as a prospective student
- Preferred career path and plans after completing your applied program
- Any other details that will support the application

Minimum word count is 500 , Maximum is 1000

Save and Continue

## 11. Upload the required documents in the Document Upload tab.

	Personal Details	Academic History	Statement of Purpose	Document Upload	Declaration
--	------------------	------------------	----------------------	-----------------	-------------

## Document Upload

The maximum file size supported is 3 MB. You can only upload .doc,.docx,.pdf,.jpg,.png file types.

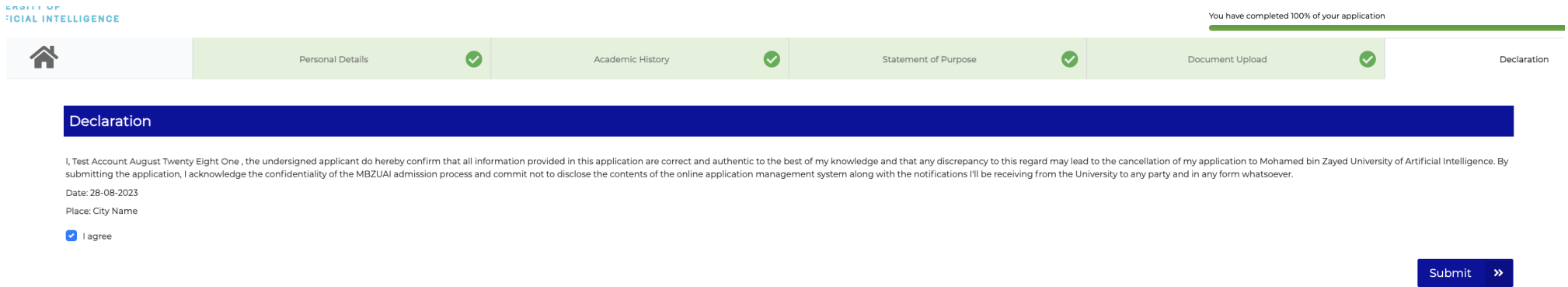
To Upload Documents, please follow the below instructions

1. Select the required document type against which the document needs to be uploaded.
2. Click on browse and select the required file.
3. Click on upload to complete the process.
4. Repeat the above steps for all the required document types.
5. To replace an uploaded document before submitting the application, select the document type and click on browse to choose the new file. Click upload again to complete the process.
6. If a document needs to be changed or added after submitting the application, please send an email to admission@mbzuai.ac.ae
7. The application photo should be in a picture file format, passport-sized with white background, colored, high quality with no ink marks or creases and shows the applicant alone with the face clearly shown.
8. The copy of the passport information page should be clear, colored and valid for at least 12 months at the start of the applied term.

Select	Document Type	Status	Received Date	Attachment
<input type="radio"/>	Photo *	Requested - Required		
<input type="radio"/>	Passport *	Requested - Required		
<input type="radio"/>	English language proficiency certificate/letter * <a href="#">(click to read more)</a>	Requested - Required		
<input type="radio"/>	Curriculum Vitae (in English) *	Requested - Required		
<input type="radio"/>	Bachelor's degree transcript in English * <a href="#">(click to read important instructions)</a>	Requested - Required		
<input type="radio"/>	Bachelor's degree certificate in English * <a href="#">(click to read important instructions)</a>	Requested - Required		
<input type="radio"/>	Additional 5	Requested - Additional		
<input type="radio"/>	Additional 4	Requested - Additional		
<input type="radio"/>	Additional 3	Requested - Additional		
<input type="radio"/>	Additional 2	Requested - Additional		
<input type="radio"/>	Additional 1	Requested - Additional		

Proceed

12. Once the application is 100% complete, go to the **Declaration** tab, tick the **I agree** button and click **Submit** to submit the application.

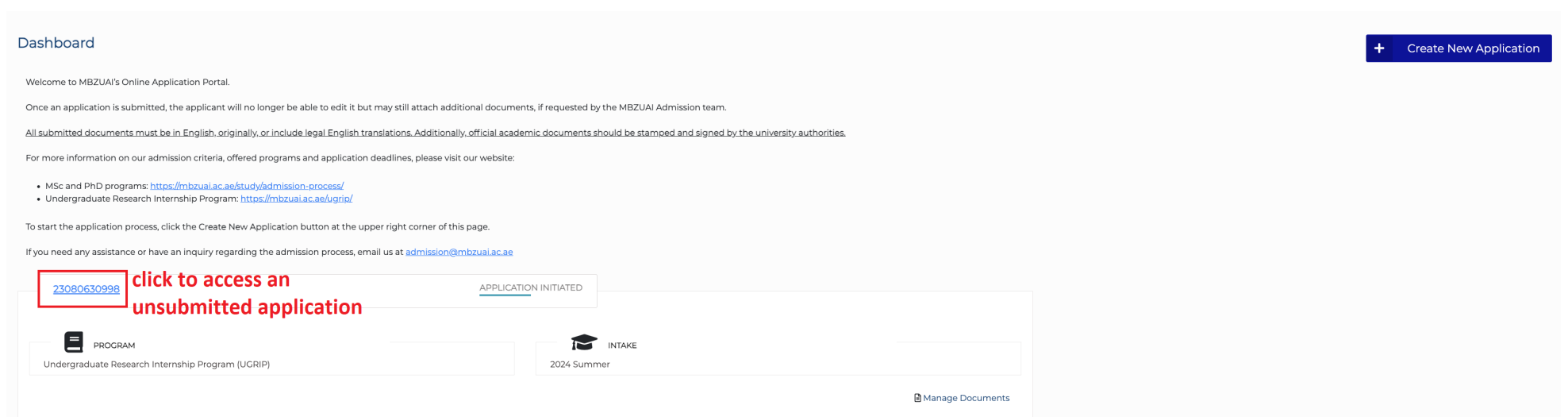


13. An automated email notification will be sent to the applicant upon successful application submission.

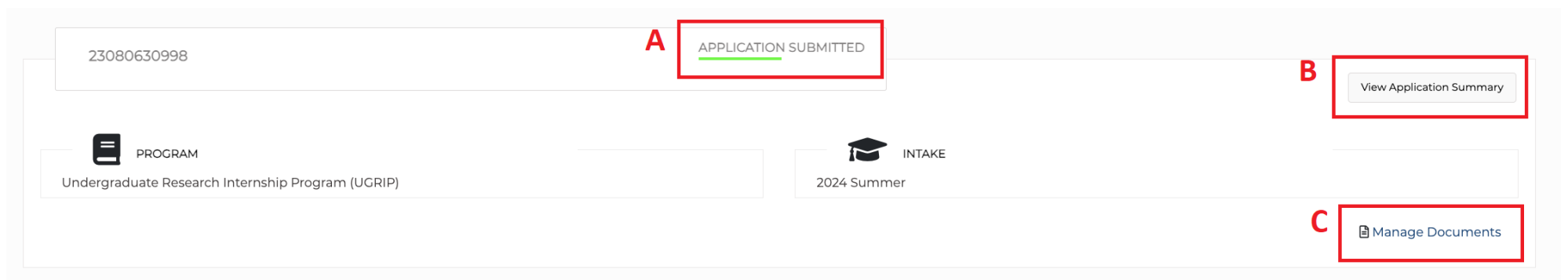
14. After the application is submitted, applicants will no longer be able to edit their information or change/add documents. They have to email [admission@mbzuai.ac.ae](mailto:admission@mbzuai.ac.ae) if they need to update anything or submit additional documents.

15. The applicant will receive an email with instructions from the Admission team if any of the previously submitted documents was incorrect or if additional requirements should be provided.

16. In case the applicant will not be able to complete the online application form in one sitting, he/she may opt to save his/her information and continue filling out the online form at a later time. The latter may be done by clicking on the application number in the Dashboard.



17. Upon application submission, the following actions may be done through the Dashboard:



- A. View the application status
- B. View the application summary
- C. View the submitted documents